


# Modix BIG-180X

Product Brochure

Technical Specifications



# BIG-180X Highlights

- Print volume - 1,800 x 600 x 600 mm
- Price starts from 15,500 USD
- Premium components
- Self assembly kit
- Multiple add-ons
- Heavy duty design
- Open architecture
- Future ready
- Premium support

Your Best Next 3D Printer!



# Why a Large 3D Printer?

Printing large models as one object makes them stronger and saves time on post processing. Use cases include:

- Customized large enclosures
- Manufacturing jigs
- Prototyping
- Cast molds
- Composite plugs
- Batch production - Modix 3D printers are capable of printing multiple small items in a single sequenced 3D print job.



# What is IDEX?

IDEX stands for independent extruders. With IDEX, each print head can move independently in respect to each other and as a result, the idle print head can park outside the print bed.

IDEX is the best way to handle dual material printing as the idle print head doesn't drip or scratch the main model which happens when both heads are on the same carriage.

**Save time on post processing** – with IDEX, you can use an easy breakaway support material and remove support structures easier than when using the same filament for support. Bottom surfaces also come out smoother.

**Print complex geometries** – You can print parts with internal geometries and models using soluble support filament and parts with thinner features since support breaks our easily.



With soluble support



With breakaway support

# Premium Components



Extruder - Sweden



Controller - UK



Aluminum Bed - USA



Power Supply - Taiwan



Motion Rails - Taiwan



Signal Wires - Germany




Timing Belts - USA




Motor Driver - Germany

# Features & Highlights



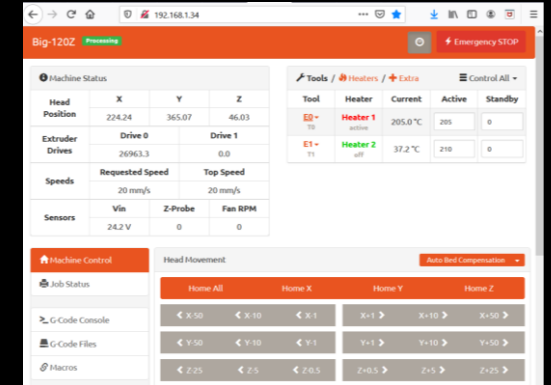
High flow & temp. extruder




Wide hotend selection



7-inch touchscreen




Remote web interface



Advanced DUET electronics



Magnetic bed



Clog Detector




Power failure resume

# Heavy Duty Design

Printing quality and reliability are determined not only by the quality of the machine's components, yet also by its design.

Modix machine design guidelines:

- Robustness of chassis and motion system
- Reduced electromagnetic noise
- Safe operation and safe assembly
- Easy assembly
- Easy maintenance
- Time between maintenance cycles
- Long-lasting calibration
- Ergonomics



# Future Ready

Modix 3D printers are designed for future upgrades and new technologies. When a new version is released, an upgrade is offered to our customers.

As creators, we believe that products should be designed to serve for a long period of time, not to be replaced when a new model comes out.





# Self Assembly

Modix 3D printers are delivered as self-assembly kits. The advantages for the customers are:

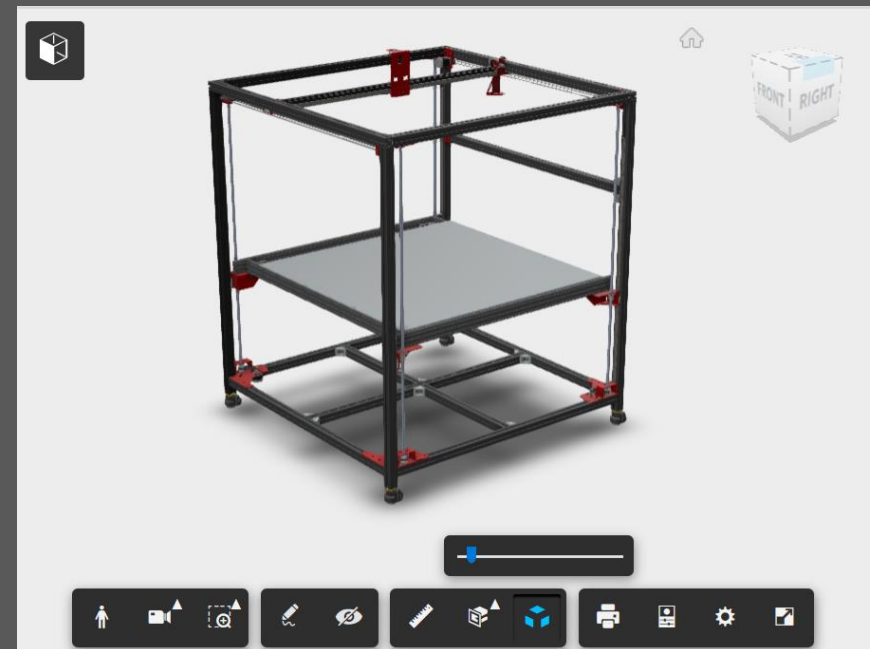
- In-depth knowledge of the machine
- Easier to customize, maintain and upgrade
- Independency
- Cost saving on assembly and shipment
- Compact packing allows flexibility in selecting assembly location
- Great learning experience

Online assembly guides contain:

- Detailed textual and visual step-by-step instructions
- Video demonstration for every step
- Rotatable online 3D models of sub-assemblies



Video for each assembly step



Online 3D models

# Modularity

Modix 3D printers are modular by nature. Users can easily change the configuration of the printer based on a large selection of add-ons including:

- Three different hot-ends to select from, for example: Griffin high-flow (default), E3D V6 for detailed printing and E3D Super-Volcano for XL high flow extrusion rates (up to 300gr per hour).
- Active air filter add-on that circulates the chamber air through a filtering system including a HEPA filter for small particles and active carbon for removal of fumes.
- And more...




# Filament

Modix default print head supports a wide line of filament including:

PLA, ABS, PET-G, PVA, ASA, HIPS, Nylon (PA), Polypropylene (PP), TPU/TPE (flexibles) and more.

Carbon filled filaments and other particle filled filaments such as wood or metal filled filaments require a special nozzle that can handle the abrasive nature of these filaments. Please refer to “E3D Nozzle X” or “The Olsson Ruby” third party alternatives.


By using the “PT-1000 thermistor” add-on available in our online shop, customers may increase the print head maximum temperature to 500°C.



# Open Architecture

Our customers are not locked-in!  
Users can select filament from any source and make a use of various modeling and slicing software solutions, to their own preferences.

As our components are sourced from leading vendors, owners of Modix printers enjoy a wide line of add-ons, after market modifications and enthusiastic user communities. i.e. user forums of Duet electronics, E3D print heads, etc.



# Outstanding support

We at Modix believe that hardware is just another form of service. Therefore, we spare no efforts to walk the extra mile towards our customers.


We provide:

- 1-year warranty to all our products
- Lifetime free support
- Email support requests, cleared daily
- Video support sessions upon request

Modix is proud of its prompt and professional support services!



# Technical Specifications



# General


<b>Technology</b>	FFF: Fused Filament Fabrication
<b>Print volume (metric, XYZ)</b>	1,800 x 600 x 600 mm / ~70 X 23.6 X 23.6 inch
<b>Machine size (WxDxH) with enclosure</b>	2,170 x 1,060 x 1,430 mm / ~85.4x41.7x56.3 inch
<b>Shipping weight</b>	200kg
<b>Assembly</b>	Self-Assembly
<b>Closed print chamber</b>	Included
<b>Enclosure type</b>	Aluminum composite panels (ACP), 3mm thick. Polycarbonate doors and top lid
<b>Feet</b>	Articulated leveling feet included Casters included



# Print Head

Number of print heads	One print head included, secondary (IDEX) - optional
Default filament diameter	1.75mm
Extruder brand & model	Bondtech BMG Extruder (direct drive)
Hotend brand & model	Modix Griffin High Flow. Optional add-ons: V6 (detailed) and Super-Volcano (high flow)
Included nozzles (mm)	0.4, 0.6, 0.8 Primary hotend 0.4 for Secondary IDEX hotend
Hotend max. temperature	500°C (tested up to 340°C)
Extruder motors	Motech MT-1703HS168A Direct drive extruders gear reduction of 3:1
Filament sensor	Clog, filament runout and under extrusion detection






# Motion

<b>X &amp; Y axes linear guides</b>	HIWIN MGW9
<b>Z axis guides</b>	HIWIN MGW9
<b>X &amp; Y axes drive system</b>	Gates GT2 width: 9mm, fiberglass reinforced
<b>Z axis drive system</b>	SFU1204 Ball screw 2:5 belt gear reduction
<b>X axis motors</b>	2 x Motech MT-1705HS200A
<b>Y axis motor</b>	1 x Motech MT-1705HS200A
<b>Z axis motors</b>	4 x Motech MT-1705HS200A
<b>Resolution (XYZ)</b>	4 x 4 X 0.5 micron
<b>Printing speed</b>	Up to 150mm/s Depends on nozzle & layer height
<b>Printing acceleration</b>	Up to 1000mm/s <sup>2</sup>



# Print Bed


<b>Bed plate</b>	Alcoa Mic-6, 6.35mm milled cast aluminum plate
<b>Number of heaters</b>	3 X AC heater, 1,370 Watt , triple zone
<b>Temperature controller</b>	Autonics TCN4 PID controller
<b>Maximum bed temperature</b>	120°C
<b>Bed leveling probe</b>	BL touch probe.
<b>Bed leveling</b>	Automatic. Bed shape is measured by probing 300 different points.
<b>Bed tilt leveling</b>	Automatic
<b>Bed motion system</b>	4 x ball-nut screws. Each screw is mounted to a dedicated stepper motor with a belt gear system



## Electronics

<b>Electronic controller</b>	Duet3D: Duet2 Wifi
<b>User interface</b>	7 inch Touch screen – PanelDue from Duet3D
<b>Remote control (WiFi)</b>	Upload Gcode files right from your desktop
<b>Direct connectivity</b>	SD Card, USB cable
<b>Ethernet</b>	Optional to replace with Duet3D Ethernet board (to be purchased directly from Duet3D)
<b>Electronics (DC) power</b>	Meanwell 24V/280Watt power supply powering the electronic and motion system. Universal AC input: 110-230V, 50/60 Hz
<b>Bed heaters (AC) power</b>	Minimal Electricity requirements: 32A, single phase, 208-240V North America customers: NEMA L6-30P outlet EU/AU/UK : IEC 309 32A Blue (2P+E) outlet


# Modix's Line of Products



**BIG-60**  
600 x 600 x 660 mm  
From 4,900 USD



**BIG-120X**  
1,200 x 600 x 640 mm  
From 7,500 USD



**BIG-180X**  
1,800 x 600 x 600 mm  
From 15,500 USD



**BIG-Meter**  
1,010 x 1,010 x 1,010 mm  
From 13,500 USD



**BIG-120Z**  
600 x 600 x 1,200 mm  
From 7,500 USD

# Modix Modular Technologies LTD.

## **Contact us!**

<https://modix3d.com>

[Sales@modix3d.com](mailto:Sales@modix3d.com)

[Support@modix3d.com](mailto:Support@modix3d.com)

Modix is a registered trademark of Modix Modular Technologies LTD, an Israeli registered corporation.

Edition November/2022